

Upstream reciprocity and the evolution of gratitude

Martin A. Nowak^{1,2,*} and Sébastien Roch³

¹*Program for Evolutionary Dynamics, Department of Organismic and Evolutionary Biology, and* ²*Department of Mathematics, Harvard University, Cambridge, MA 02138, USA*

³*Department of Statistics, University of California, Berkeley, CA 94720, USA*

If someone is nice to you, you feel good and may be inclined to be nice to somebody else. This every day experience is borne out by experimental games: the recipients of an act of kindness are more likely to help in turn, even if the person who benefits from their generosity is somebody else. This behaviour, which has been called ‘upstream reciprocity’, appears to be a misdirected act of gratitude: you help somebody because somebody else has helped you. Does this make any sense from an evolutionary or a game theoretic perspective? In this paper, we show that upstream reciprocity alone does not lead to the evolution of cooperation, but it can evolve and increase the level of cooperation if it is linked to either direct or spatial reciprocity. We calculate the random walks of altruistic acts that are induced by upstream reciprocity. Our analysis shows that gratitude and other positive emotions, which increase the willingness to help others, can evolve in the competitive world of natural selection.

Keywords: evolution of cooperation; upstream indirect reciprocity; direct reciprocity; spatial reciprocity; random walks on graphs

1. INTRODUCTION

The evolutionary analysis of altruistic behaviour began with kin selection (Hamilton 1967; Queller 1992; Frank 1998; West *et al.* 2002; Foster *et al.* 2006) and group selection (Levin & Kilmer 1974; Wilson 1975; Keller 1999; Michod 1999; Boyd *et al.* 2003; Traulsen & Nowak 2006). Direct reciprocity is the idea that cooperation emerges in repeated encounters between the same two individuals according to the principle ‘I help you and you help me’ (Trivers 1971; Axelrod & Hamilton 1981; Axelrod 1984; Fudenberg & Maskin 1990; Nowak & Sigmund 1992; Imhof *et al.* 2005). In contrast, indirect reciprocity embodies the concept ‘I help you and somebody else helps me’ (Alexander 1987; Nowak & Sigmund 1998; Nowak & Sigmund 2005). Indirect reciprocity comes in two flavours. Downstream indirect reciprocity means that a person who has helped in the past has a higher chance of receiving help (Nowak & Sigmund 1998; Wedekind & Milinski 2000; Engelmann & Fischbacher 2002; Milinski *et al.* 2002; Fishman 2003; Brandt & Sigmund 2004; Ohtsuki & Iwasa 2004, 2005; Brandt & Sigmund 2005; Chalub *et al.* 2006). Upstream indirect reciprocity means that a person who has just received help has an (unreasonable) urge to help someone too. Although observed in experimental settings (Dufwenberg *et al.* 2001; Güth *et al.* 2001; Greiner & Levati 2003; Bartlett & DeSteno 2006), upstream reciprocity is harder to understand from an evolutionary perspective (Boyd & Richerson 1989; Pfeiffer *et al.* 2005). Here, we assume that the recipient of an altruistic act experiences gratitude and is more likely to help either the donor or another person.

Therefore, gratitude is an emotion which can lead to upstream reciprocity. We show that upstream reciprocity alone does not allow evolution of cooperation, but it can evolve if it is linked to a mechanism for the evolution of cooperation. In particular, we study the links to direct reciprocity and spatial reciprocity (Nowak & May 1992; Nowak 2006; Ohtsuki & Nowak 2006a,b; Ohtsuki *et al.* 2006; Santos *et al.* 2006).

2. RANDOM WALKS OF UPSTREAM RECIPROCITY

Each altruistic act involves a cost, c , for the donor and a benefit, b , for the recipient. We assume that $b > c$, otherwise cooperation cannot lead to an overall benefit. Consider a large population of players in a game of upstream reciprocity. One player initiates a chain of altruism. The second player passes it on, with a certain probability, to a third player, who in turn might help a fourth player and so on. After a number of steps, the chain dies out. Upstream reciprocity leads to random walks on the set of all players (figure 1).

In the simplest formulation of the game, each player is characterized by two parameters: q denotes the probability to initiate and p the probability to pass on. If everybody in the population uses strategy $S(p, q)$, then the average length of an altruistic random walk is $1/(1-p)$. Each player initiates random walks at the rate q . Therefore, the ‘cooperativity’ of a strategy is given by $s=q/(1-p)$, which is the expected number of secondary altruistic acts induced by a single player per time-step. In the limit $p \rightarrow 1$, the cooperativity tends to infinity (if $q > 0$), because any one initiation generates a line of altruism which is never to break.

Defectors, $S(0, 0)$, never initiate and never pass on. Classical cooperators, $S(0, 1)$, are spontaneous altruists: they initiate, but do not pass on. They are cooperative, but not grateful. In contrast, the strategy $S(1, 0)$ never initiates,

* Author for correspondence (martin_nowak@harvard.edu).

Electronic supplementary material is available at <http://dx.doi.org/10.1098/rspb.2006.0125> or via <http://www.journals.royalsoc.ac.uk>.

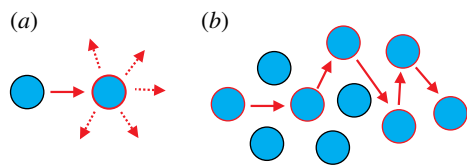


Figure 1. Upstream reciprocity. (a) Somebody who has just received help is elevated, happy and grateful and thus more likely to help someone else. This idea is called ‘upstream reciprocity’. (b) Upstream reciprocity leads to random walks of altruism. One player initiates the chain, and then each recipient passes on with probability p . The average length of a random walk is $1/(1-p)$, which is the number of people who benefit from an initial act of kindness. Upstream reciprocity alone is not a mechanism for the evolution of cooperation, but it can evolve and enhance the level of cooperation if it is linked to such a mechanism.

but always passes on, and the strategy $S(1, 1)$ always initiates and always passes on. These four strategies represent the corner points of our strategy space which is given by the unit square, $[0, 1]^2$. Each point in this square represents a pure, probabilistic strategy. Strategies with $p > 0$ are gratitude-related altruists: they have a positive probability to help someone if they have just received help themselves.

Let us now consider a population of players using different strategies of upstream reciprocity. We can show that natural selection always reduces the cooperativity, s . A strategy with lower cooperativity always outcompetes a strategy with higher cooperativity. Defectors dominate all strategies with positive cooperativity, $s > 0$. We conclude that upstream reciprocity alone does not facilitate the evolution of cooperation.

3. UPSTREAM RECIPROCITY CAN EVOLVE AS A BY-PRODUCT OF DIRECT RECIPROCITY

The situation changes dramatically if we allow some level of direct reciprocity. Denote by r the probability that help is immediately returned to the donor. Thus, a recipient reciprocates to the donor with probability r and helps another random player with probability $(1-r)p$. A strategy is now given by three parameters, $S(p, q, r)$.

In order to calculate the payoff for strategy $S_i = S(p_i, q_i, r_i)$ versus $S_j = S(p_j, q_j, r_j)$, we need to evaluate all random walks in a large population where the frequencies (relative abundances) of S_i and S_j are given by x and $1-x$, respectively. The calculation leads to a payoff function that is nonlinear in x . But we can derive a simple matrix game which captures all evolutionary properties.

Consider the interaction between two strategies, S_1 and S_2 . Let x denote the frequency of S_1 . The frequency of S_2 is $1-x$. The fitnesses of S_1 and S_2 are given by $f_1(x)$ and $f_2(x)$, respectively. In the electronic supplementary material, we show that the fitness difference is given by

$$f(x) := f_1(x) - f_2(x) = \alpha\beta/\gamma, \quad (3.1)$$

where

$$\alpha = q_1(1-r_2)(1-p_2) - q_2(1-r_1)(1-p_1),$$

$$\beta = (br_2 - c)(1-r_1) - x(b-c)(r_2 - r_1),$$

$$\gamma = [x(1-p_1)(1-r_1(p_2(1-r_2) + r_2)) + (1-x)$$

$$\times (1-p_2)(1-r_2(p_1(1-r_1) + r_1))] \times (1-r_1)(1-r_2). \quad (3.2)$$

Therefore, in the standard framework of evolutionary game dynamics, the replicator equation (Taylor & Jonker 1978; Weibull 1995; Hofbauer & Sigmund 1998; Nowak & Sigmund 2004), the frequency of S_1 changes as

$$\dot{x} = x(1-x)f(x). \quad (3.3)$$

Note that $f(x)$ is a nonlinear function of x , but the nonlinearity is benign. As long as both p_1 and p_2 are less than one, the denominator γ is always greater than 0. It is easy to check that equation (3.3) with $f(x)$ given by equations (3.1) and (3.2) is equivalent (up to a change in speed) to a standard replicator equation for the payoff matrix

$$\begin{array}{cc} & S_1 & S_2 \\ S_1 & (s_1u_1 & s_1u_2) \\ S_2 & (s_2u_1 & s_2u_2) \end{array} \quad (3.4)$$

Here, $s_i = q_i/[(1-r_i)(1-p_i)]$ is the cooperativity of strategy S_i and $u_j = (br_j - c)/(1-r_j)$ is the responsiveness of strategy S_j . This is the characteristic payoff matrix of the game. All invasion criteria, equilibrium points and their stability, as well as adaptive dynamics can be directly derived from this matrix. Therefore, the simplified payoff function for S_i versus S_j is given by $A(S_i, S_j) = s_i u_j$.

Let us consider the game between an arbitrary strategy $S = S(p, q, r)$ and defectors $S' = S(0, 0, 0)$. Denote by x the frequency of players who use strategy S . Selection favours S , if $x > \hat{x} = [c/(b-c)][(1-r)/r]$. The critical frequency, \hat{x} , denotes the invasion barrier of S to replace defectors: if the frequency of S in the population is greater than \hat{x} , then selection favours S , otherwise selection favours defectors. Observe that $\hat{x} < 1$ requires $r > c/b$. Thus, only a strategy that fulfils this inequality can replace defectors by overcoming an invasion barrier.

We can calculate the evolutionary game dynamics between two strategies $S_1 = S(p_1, q_1, r_1)$ and $S_2 = S(p_2, q_2, r_2)$. If both r_1 and r_2 exceed c/b , then selection favours the strategy with higher cooperativity. If $r_1 > c/b > r_2$ and $s_1 < s_2$, then there is stable equilibrium between the two strategies. If $r_1 > c/b > r_2$ and $s_1 > s_2$, then both strategies are best replies to themselves. Finally, if both r_1 and r_2 are less than c/b , then selection favours the strategy with lower cooperativity.

From the simplified payoff function, we can see immediately that a strategy, $S(p, q, r)$, is evolutionarily stable against invasion by another strategy with lower cooperativity if $r > c/b$. The probability to reflect the random walk to the donor, r , has to exceed the cost-to-benefit ratio, c/b , of the altruistic act. In this case, direct reciprocity allows the evolution of cooperation, and upstream reciprocity can hitch-hike on direct reciprocity. The interpretation of this finding is: if there is direct reciprocity in a population, then upstream reciprocity will evolve too (figure 2).

If $r > c/b$, then selection tends to increase all of the three parameters p , q and r , and evolution will lead to more upstream reciprocity, more initiation of random walks and more direct reciprocity. Adaptive dynamics (Nowak & Sigmund 1990; Dieckmann *et al.* 1995; Metz *et al.* 1996; Hofbauer & Sigmund 2003; Doebeli *et al.* 2004) are described in Appendix A. If the parameter r evolves very close to 1, then upstream reciprocity becomes less relevant. For many social interactions, however, it is natural to assume an upper bound r_{\max} : a direct

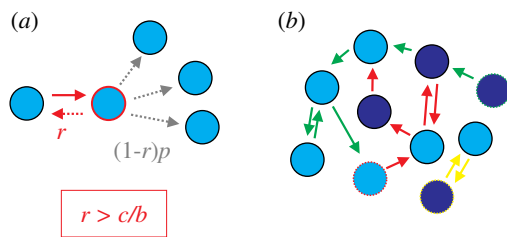


Figure 2. Upstream reciprocity evolves if there is direct reciprocity. (a) Suppose there is a certain probability, r , that the recipient of an altruistic act will immediately reciprocate to the donor. With probability $(1-r)p$ the recipient will help someone else. The probabilities p and r denote the levels of upstream and direct reciprocity, respectively. If r exceeds the cost-to-benefit ratio of the altruistic act, $r > c/b$, then direct reciprocity allows the evolution of cooperation. But in this case, upstream reciprocity will evolve too, because selection will tend to increase the parameter p . (b) In order to calculate the payoff for one strategy (light blue) versus another (dark blue), we consider a large mixed population and average over all possible random walks initiated by each player (see the electronic supplementary material). Three random walks are shown (red, green and yellow arrows).

reciprocation is not possible or meaningful if there is no opportunity or need to help the donor immediately. In this case, there is a continuous selection pressure leading to more and more upstream reciprocity ($p \rightarrow 1$).

The parameter q characterizes spontaneous altruism, while p denotes the gratitude-related altruism of upstream reciprocity. The total amount of altruism in a population increases linearly with q , but hyperbolically with p . Therefore, gratitude-related altruism can lead to much higher levels of cooperativity. Moreover, if $r > c/b$, then spontaneous cooperators (with $p = 0$) are outcompeted by gratitude-related cooperators ($p > 0$).

4. THE SYNERGISTIC INTERACTION BETWEEN UPSTREAM AND SPATIAL RECIPROCITY

As a second model, we investigate the interaction between upstream and spatial reciprocity. Imagine a cluster of cooperators surrounded by defectors. Altruistic acts are initiated by cooperators and lead to random walks of cooperation that die within the cluster or after hitting a defector. We need to calculate the expected payoff of all individuals by summing over all possible random walks. For the evolutionary dynamics, let us consider ‘imitation updating’ (Ohtsuki *et al.* 2006): at each time-step, an individual is chosen at random to update its strategy. It will compare its own payoff to the payoff of its immediate neighbours and then choose one of the strategies proportional to fitness. We can perform an exact mathematical analysis if we study the simplest possible geometry: all individuals are aligned in a one-dimensional array (Ellison 1993; Nakamaru *et al.* 1997; Lieberman *et al.* 2005; Ohtsuki & Nowak 2006a). The details of the calculation are shown in the electronic supplementary material. Here, we only state the results.

As before, we consider strategies $S(p, q)$, where p denotes the probability to pass on and q the probability to initiate. It turns out that spontaneous altruists, $S(0, 1)$, can outcompete defectors, $S(0, 0)$, if $b/c > 4$. In contrast, gratitude-related altruists, $S(1, 1)$, can outcompete defectors if $b/c > 10/7$. Therefore, upstream reciprocity working

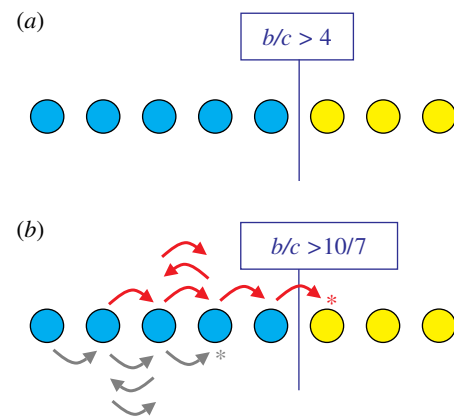


Figure 3. There is a synergistic interaction between upstream and spatial reciprocity. Spatial reciprocity means that cooperators win against defectors by forming clusters (Nowak & May 1992; Ohtsuki *et al.* 2006). The simplest spatial geometry is a one-dimensional array. (a) Spatial reciprocity alone: if there is no upstream reciprocity, then a cluster of cooperators (blue) expands against a cluster of defectors (yellow) if $b/c > 4$, assuming imitation updating (Ohtsuki & Nowak 2006a). In this case, selection favours cooperation by spatial reciprocity alone. (b) Spatial and upstream reciprocity together: if there is upstream reciprocity with probability p , then cooperators win against defectors if $b/c > h(p)$. For $p = 1$, we simply obtain $b/c > 10/7$. Therefore, upstream reciprocity lowers the critical benefit-to-cost ratio that is needed for the evolution of cooperation. If $p < 1$, then a random walk of altruism can end either within the cluster of cooperators (grey arrows) or after reaching a defector (red arrows).

together with spatial reciprocity makes evolution of cooperation easier (figure 3).

More precisely, the game is determined by the following two functions:

$$h(p) = \frac{8 + 2p + 8\sqrt{1-p^2}}{3 + 4p + \sqrt{1-p^2}} \quad \text{and}$$

$$g(p) = \frac{p}{1 + 2p} \frac{3 + 3p + \sqrt{1-p^2}}{1 + p - \sqrt{1-p^2}}.$$

If $b/c > h(p)$, then upstream cooperators, $S(p, 1)$, win against both the defectors, $S(0, 0)$, and the classical cooperators, $S(0, 1)$. If $b/c > g(p)$, then natural selection favours small increases in p and q , thereby enhancing the cooperativity, $s = q/(1-p)$. Note that $h(0) = g(0) = 4$, while $h(1) = 10/7$ and $g(1) = 1$. Moreover, we have $h(p) \geq g(p)$ for all probabilities p . All these results are derived in the electronic supplementary material.

5. CONCLUSION

In summary, we conclude that upstream reciprocity alone does not select for cooperation, but can promote cooperation if it is linked to a mechanism for the evolution of cooperation. Here, we have studied the links to direct and spatial (or network) reciprocity. If direct reciprocity allows cooperation ($r > c/b$), then upstream reciprocity will evolve too. In the model with spatial reciprocity, we find that evolution of cooperation is easier with upstream reciprocity ($b/c > 10/7$) than without upstream reciprocity ($b/c > 4$). In both models, spontaneous cooperators are outcompeted by gratitude-related upstream cooperators. Moreover, upstream reciprocity greatly enhances the level of altruism in a population.

Our models are psychologically plausible. Experiments with human subjects demonstrate that gratitude, which is the positive emotion one feels after having received something of value, fosters prosocial behaviour (Carlson *et al.* 1988; Emmons & McCullough 2004; Bartlett & DeSteno 2006): the recipient of a favour is more likely to help both the donor (direct reciprocity) and a stranger (upstream reciprocity). Thus, gratitude may be the key to understanding upstream reciprocity. Our analysis demonstrates that gratitude and other positive emotions, which enhance the willingness to help (given by the parameter p in our model), can evolve by natural selection. It is also conceivable that upstream reciprocity is a by-product of emotions that have primarily evolved to facilitate direct reciprocity.

This paper is a first step towards studying the enormous consequences of upstream reciprocity for human and animal behaviour. We expect that upstream reciprocity will also work in synergy with kin selection, group selection and downstream indirect reciprocity, which is based on reputation. It will be of particular interest to study upstream reciprocity as a random walk on general social networks. Another promising extension is the idea that a person, who has just received help, may not only help one other person (as considered here) but also several other people. This can lead to an ‘epidemiology of altruism’ resulting in an explosive increase of altruistic acts. For a change, this is a pandemic which would be welcomed by all of us.

Support from the John Templeton Foundation, the NSF/NIH joint program in Mathematical Biology (NIH grant 1R01GM078986-01), NSERC (Canada) and FQRNT (Quebec, Canada) is gratefully acknowledged. The Program for Evolutionary Dynamics at Harvard University is sponsored by Jeffrey Epstein.

APPENDIX A

(a) Adaptive dynamics

The idea of adaptive dynamics is the following (Nowak & Sigmund 1990). Consider an infinitely large homogeneous population using strategy $S_1 = S(p_1, q_1, r_1)$. A mutant strategy $S_2 = S(p_2, q_2, r_2)$ is generated, which is very close to S_1 in the space of strategies. In our context, this means that p_2 is very close to p_1 , q_2 is very close to q_1 , and r_2 is very close to r_1 . If the payoff for the mutant, $A(S_2, S_1)$, is less than the payoff for the resident, $A(S_1, S_1)$, then the mutant cannot invade and becomes extinct again. If however $A(S_2, S_1) > A(S_1, S_1)$, then the mutant can invade. If additionally $A(S_1, S_2) < A(S_2, S_2)$, then the resident becomes extinct. The population has moved from S_1 to S_2 . Now another mutant S_3 is generated and so on. In the limit of the mutant strategies being infinitesimally close to the resident, the evolutionary trajectories of adaptive dynamics can be described by ordinary differential equations. Denote by S_i the invading strategy and by S_j the resident. From $A(S_i, S_j) = s_i u_j$, we obtain

$$\begin{aligned} \frac{dp}{dt} &= \frac{\partial A(S_i, S_j)}{\partial p_i} \Big|_{S_i=S_j} = \frac{K}{1-p} \\ \frac{dq}{dt} &= \frac{\partial A(S_i, S_j)}{\partial q_i} \Big|_{S_i=S_j} = \frac{K}{q}, \\ \frac{dr}{dt} &= \frac{\partial A(S_i, S_j)}{\partial r_i} \Big|_{S_i=S_j} = \frac{K}{1-r} \end{aligned} \quad (\text{A } 1)$$

where

$$K = \frac{(br-c)q}{(1-r)^2(1-p)}. \quad (\text{A } 2)$$

If $r > c/b$, then K is positive and therefore p , q and r increase under adaptive dynamics. If $r < c/b$, then K is negative and therefore all three of the parameters decrease under adaptive dynamics.

Adaptive dynamics offer an analysis of evolutionary games that includes mutation and selection, while the traditional replicator equation describes only selection dynamics. A disadvantage of adaptive dynamics is that mutation is very local in strategy space. More generally, equation (A 1) should also include a covariance matrix that specifies how mutational pressure on one parameter is related to other parameters. We have explicitly assumed that this matrix is given by the identity matrix, which means that mutations in all three of the parameters are independent. This need not be the case. For further analysis and applications of adaptive dynamics, see Nowak & Sigmund (1990); Dieckmann *et al.* (1995), Metz *et al.* (1996), Hofbauer & Sigmund (1998), Doebeli *et al.* (2004) and Nowak & Sigmund (2004).

REFERENCES

- Alexander, R. D. 1987 *The biology of moral systems*. New York, NY: Aldine de Gruyter.
- Axelrod, R. 1984 *The evolution of cooperation*. New York, NY: Basic Books.
- Axelrod, R. & Hamilton, W. D. 1981 The evolution of cooperation. *Science* **211**, 1390–1396. (doi:10.1126/science.7466396)
- Bartlett, M. Y. & DeSteno, D. 2006 Gratitude and prosocial behavior. *Psychol. Sci.* **17**, 319–325. (doi:10.1111/j.1467-9280.2006.01705.x)
- Boyd, R. & Richerson, P. J. 1989 The evolution of indirect reciprocity. *Soc. Netw.* **11**, 213–236. (doi:10.1016/0378-8733(89)90003-8)
- Boyd, R., Gintis, H., Bowles, S. & Richerson, P. J. 2003 The evolution of altruistic punishment. *Proc. Natl Acad. Sci. USA* **100**, 3531–3535. (doi:10.1073/pnas.0630443100)
- Brandt, H. & Sigmund, K. 2004 The logic of reprobation: assessment and action rules for indirect reciprocity. *J. Theor. Biol.* **231**, 475–486. (doi:10.1016/j.jtbi.2004.06.032)
- Brandt, H. & Sigmund, K. 2005 Indirect reciprocity, image scoring, and moral hazard. *Proc. Natl Acad. Sci. USA* **102**, 2666–2670. (doi:10.1073/pnas.0407370102)
- Carlson, M., Charlin, V. & Miller, N. 1988 Positive mood and helping behavior: a test of six hypotheses. *J. Pers. Soc. Psychol.* **55**, 211–229. (doi:10.1037/0022-3514.55.2.211)
- Chalub, F., Santos, F. C. & Pacheco, J. M. 2006 The evolution of norms. *J. Theor. Biol.* **241**, 233–240.
- Dieckmann, U., Marrow, P. & Law, R. 1995 Evolutionary cycling in predator–prey interactions: population dynamics and the Red Queen. *J. Theor. Biol.* **176**, 91–102. (doi:10.1006/jtbi.1995.0179)
- Doebeli, M., Hauert, C. & Killingback, T. 2004 The evolutionary origin of cooperators and defectors. *Science* **306**, 859–862. (doi:10.1126/science.1101456)
- Dufwenberg, M., Gneezy, U., Güth, W. & van Damme, E. 2001 Direct vs indirect reciprocity: an experiment. *Homo Oecon.* **18**, 19–30.
- Ellison, G. 1993 Learning, local interaction, and coordination. *Econometrica* **61**, 1047–1071. (doi:10.2307/2951493)

- Emmons, R. A. & McCullough, M. E. 2004 *The psychology of gratitude*. New York, NY: Oxford University Press.
- Engelmann, D. & Fischbacher, U. 2002 Indirect reciprocity and strategic reputation building in an experimental helping game. Univ. Zürich working paper no. 132. <http://www.iew.unizh.ch/wp/iewwp132.pdf>.
- Fishman, M. A. 2003 Indirect reciprocity among imperfect individuals. *J. Theor. Biol.* **225**, 285–292. (doi:10.1016/S0022-5193(03)00246-7)
- Foster, K. R., Wenseleers, T. & Ratnieks, F. L. W. 2006 Kin selection is the key to altruism. *Trends Ecol. Evol.* **21**, 57–60. (doi:10.1016/j.tree.2005.11.020)
- Frank, S. A. 1998 *Foundations of social evolution*. Princeton, NJ: Princeton University Press.
- Fudenberg, D. & Maskin, E. 1990 Evolution and cooperation in noisy repeated games. *Am. Econ. Rev.* **80**, 274–279.
- Greiner, B. & Levati, M. V. 2003 Indirect reciprocity in cyclical networks: an experimental study. Max Planck Institute, Jena, working paper no. 2003-15. <ftp://papers.mpiew-jena.mpg.de/esi/discussionpapers/2003-15.pdf>.
- Güth, W., Königstein, M., Marchand, N. & Nehring, K. T. 2001 Trust and reciprocity in the investment game with indirect reward. *Homo Oecon.* **18**, 241–262.
- Hamilton, W. D. 1967 Extraordinary sex ratios. *Science* **156**, 477–488. (doi:10.1126/science.156.3774.477)
- Hofbauer, J. & Sigmund, K. 1998 *Evolutionary games and population dynamics*. Cambridge, UK: Cambridge University Press.
- Hofbauer, J. & Sigmund, K. 2003 Evolutionary game dynamics. *Bull. Am. Math. Soc.* **40**, 479–519. (doi:10.1090/S0273-0979-03-00988-1)
- Imhof, L. A., Fudenberg, D. & Nowak, M. A. 2005 Evolutionary cycles of cooperation and defection. *Proc. Natl Acad. Sci. USA* **102**, 10 797–10 800. (doi:10.1073/pnas.0502589102)
- Keller, L. 1999 *Levels of selection in evolution*. Princeton, NJ: Princeton University Press.
- Levin, B. R. & Kilmer, W. L. 1974 Interdemic selection and the evolution of altruism: a computer simulation study. *Evolution* **28**, 527–545. (doi:10.2307/2407279)
- Lieberman, E., Hauert, C. & Nowak, M. A. 2005 Evolutionary dynamics on graphs. *Nature* **433**, 312–316. (doi:10.1038/nature03204)
- Metz, J. A. J., Geritz, S. A., Meszena, G., Jacobs, F. J. A. & van Heerwaarden, J. S. 1996 Adaptive dynamics: a geometrical study of the consequences of nearly faithful reproduction. In *Stochastic and spatial structures of dynamical systems* (ed. S. J. vanStrien & S. M. Verduyn Lunel), pp. 183–231. New York, NY: North-Holland.
- Michod, R. E. 1999 *Darwinian dynamics: evolutionary transitions in fitness and individuality*. Princeton, NJ: Princeton University Press.
- Milinski, M., Semmann, D. & Krambeck, H. J. 2002 Reputation helps solve the ‘tragedy of the commons’. *Nature* **415**, 424–426. (doi:10.1038/415424a)
- Nakamaru, M., Matsuda, H. & Iwasa, Y. 1997 The evolution of cooperation in a lattice-structured population. *J. Theor. Biol.* **184**, 65–81. (doi:10.1006/jtbi.1996.0243)
- Nowak, M. A. 2006 *Evolutionary dynamics*. Cambridge, MA: Harvard University Press.
- Nowak, M. A. & May, R. M. 1992 Evolutionary games and spatial chaos. *Nature* **359**, 826–829. (doi:10.1038/359826a0)
- Nowak, M. A. & Sigmund, K. 1990 The evolution of stochastic strategies in the Prisoner’s Dilemma. *Acta Appl. Math.* **20**, 247–265. (doi:10.1007/BF00049570)
- Nowak, M. A. & Sigmund, K. 1992 Tit for tat in heterogeneous populations. *Nature* **355**, 250–253. (doi:10.1038/355250a0)
- Nowak, M. A. & Sigmund, K. 1998 Evolution of indirect reciprocity by image scoring. *Nature* **393**, 573–577. (doi:10.1038/31225)
- Nowak, M. A. & Sigmund, K. 2004 Evolutionary dynamics of biological games. *Science* **303**, 793–799. (doi:10.1126/science.1093411)
- Nowak, M. A. & Sigmund, K. 2005 Evolution of indirect reciprocity. *Nature* **437**, 1291–1298. (doi:10.1038/nature04131)
- Ohtsuki, H. & Iwasa, Y. 2004 How should we define goodness? Reputation dynamics in indirect reciprocity. *J. Theor. Biol.* **231**, 107–120. (doi:10.1016/j.jtbi.2004.06.005)
- Ohtsuki, H. & Iwasa, Y. 2005 The leading eight: social norms that can maintain cooperation by indirect reciprocity. *J. Theor. Biol.* **239**, 435–444. (doi:10.1016/j.jtbi.2005.08.008)
- Ohtsuki, H. & Nowak, M. A. 2006a Evolutionary games on cycles. *Proc. R. Soc. B* **273**, 2249–2256. (doi:10.1098/rspb.2006.3576)
- Ohtsuki, H. & Nowak, M. A. 2006b The replicator equation on graphs. *J. Theor. Biol.* **243**, 86–97. (doi:10.1016/j.jtbi.2006.06.004)
- Ohtsuki, H., Hauert, C., Lieberman, E. & Nowak, M. A. 2006 A simple rule for the evolution of cooperation on graphs and social networks. *Nature* **441**, 502–505. (doi:10.1038/nature04605)
- Pfeiffer, T., Rutte, C., Killingback, T., Taborsky, M. & Bonhoeffer, S. 2005 Evolution of cooperation by generalized reciprocity. *Proc. R. Soc. B* **272**, 1115–1120. (doi:10.1098/rspb.2004.2988)
- Queller, D. C. 1992 Quantitative genetics, inclusive fitness, and group selection. *Am. Nat.* **139**, 540–558. (doi:10.1086/285343)
- Santos, F. C., Pacheco, J. M. & Lenaerts, T. 2006 Evolutionary dynamics of social dilemmas in structured heterogeneous populations. *Proc. Natl Acad. Sci. USA* **103**, 3490–3494. (doi:10.1073/pnas.0508201103)
- Taylor, P. D. & Jonker, L. B. 1978 Evolutionarily stable strategies and game dynamics. *Math. Biosci.* **40**, 145–156. (doi:10.1016/0025-5564(78)90077-9)
- Traulsen, A. & Nowak, M. A. 2006 Evolution of cooperation by multilevel selection. *Proc. Natl Acad. Sci. USA* **103**, 10 952–10 955. (doi:10.1073/pnas.0602530103)
- Trivers, R. L. 1971 The evolution of reciprocal altruism. *Q. Rev. Biol.* **46**, 35–57. (doi:10.1086/406755)
- Wedekind, C. & Milinski, M. 2000 Cooperation through image scoring in humans. *Science* **288**, 850–852. (doi:10.1126/science.288.5467.850)
- Weibull, J. 1995 *Evolutionary game theory*. Cambridge, MA: MIT Press.
- West, S. A., Pen, I. & Griffin, A. S. 2002 Cooperation and competition between relatives. *Science* **296**, 72–75. (doi:10.1126/science.1065507)
- Wilson, D. S. 1975 A theory of group selection. *Proc. Natl Acad. Sci. USA* **72**, 143–146. (doi:10.1073/pnas.72.1.143)

NOTICE OF CORRECTION

The corresponding author's affiliation is now correct.

21 December 2006

Supporting Text

A Direct Reciprocity

Here we derive the payoff for one strategy versus another in a mixed large population by averaging over all possible random walks of upstream reciprocity.

A.1 Altruistic Random Walks

A.1.1 Social Dynamics

We first give a precise definition of our model for the social dynamics of upstream reciprocity with direct reciprocity. Although we are interested in an infinite population, the definition of the payoff requires considering a large but finite population. Let V be the set of N players. For any $v \in V$, denote by $S_v(p_v, q_v, r_v)$ the strategy used by v .

The dynamics are defined as follows. Each player initiates an independent random walk. Consider the walk started by $v \in V$. At the first step, the walk dies with probability $(1 - q_v)$. In particular, if $q_v = 0$, player v never initiates a walk. Then a player is chosen uniformly at random in $V - \{v\}$, say w . The walk moves to w where one of three things can happen: 1) the walk dies with probability $(1 - p_w)(1 - r_w)$, 2) it is passed along to a uniformly random player in $V - \{w\}$ with probability $p_w(1 - r_w)$, or 3) it is passed back to v with probability r_w . And so on. Every time the walk reaches a player, it brings a profit b to that player. Every time the walk exits a player (without dying), it costs c to that player.

Let $N_{\text{in}}^{u \rightarrow v}$ be the number of times the walk started at u reaches v . Likewise, $N_{\text{out}}^{u \rightarrow v}$ is the number of times the walk started at u exits v (without dying). The *payoff* to player v is then

$$f_v = b \sum_{u \in V} \mathbb{E}[N_{\text{in}}^{u \rightarrow v}] - c \sum_{u \in V} \mathbb{E}[N_{\text{out}}^{u \rightarrow v}],$$

where \mathbb{E} is the expectation under the process described above.

A.1.2 Payoff Difference

We now consider an infinite population made of two types. Type 1 players, of relative abundance x , use strategy $S_1(p_1, q_1, r_1)$. Type 2 players use strategy $S_2(p_2, q_2, r_2)$. By symmetry, the payoff to each player of a given type is the same. Denote $f_1(x)$ the payoff to a player of type 1 and $f_2(x)$ the payoff to a player of type 2. The fitness difference is

$$f(x) := f_1(x) - f_2(x).$$

We show next that f is of the form

$$f = \frac{\alpha\beta}{\gamma},$$

where

$$\begin{aligned} \alpha &= q_1(1 - p_2)(1 - r_2) - q_2(1 - p_1)(1 - r_1) \\ \beta &= (br_2 - c)(1 - r_1) - x(b - c)(r_2 - r_1) \\ \gamma &= [(1 - p_1)(1 - r_1(p_2(1 - r_2) + r_2))x + (1 - p_2)(1 - r_2(p_1(1 - r_1) + r_1))(1 - x)](1 - r_1)(1 - r_2). \end{aligned}$$

A.2 Technical Proofs

In this Section, we derive expressions for the payoffs f_1, f_2 . The calculations rely on Markov Chain theory (see e.g. [1]).

A.2.1 Aggregate Payoff and Extended State Space

We go back to a finite population. Assume type 1 players, denoted $V_1 \subseteq V$, use strategy $S_1(p_1, q_1, r_1)$ and comprise $N_1 = xN$ players. Likewise, type 2 players, denoted $V_2 \subseteq V$, use strategy $S_2(p_2, q_2, r_2)$ and comprise $N_2 = (1-x)N$ players. By symmetry, the payoff to each player in V_1 is the same, and we have in fact,

$$f_v = f_1(x) = \bar{f}_{12}(x) := \frac{\sum_{w \in V_1} f_w}{N_1},$$

for all $v \in V_1$. Likewise,

$$f_v = f_2(x) = \bar{f}_{21}(x) := \frac{\sum_{w \in V_2} f_w}{N_2},$$

for all $v \in V_2$.

Therefore, rather than computing the payoff to each v in V_i individually, it suffices to compute the total payoff to subpopulation V_i and divide by N_i . We call this the *aggregate payoff*. Note that this argument uses the linearity of expectations. Note also that we can get $\bar{f}_{12}(x)$ from $\bar{f}_{21}(x)$ by permuting the parameters and taking $x \leftrightarrow (1-x)$. So our main task is to compute $\bar{f}_{21}(x)$.

By symmetry, it is enough to consider a walk on two states $\{V_1, V_2\}$. Note that, because of direct reciprocity, each move of any given walk depends on the present state *and* the previous state. To apply the Markov property, we need to expand the state space and consider all pairs of states instead. Denote by

$$U = \{u_1 = (V_1, V_1), u_2 = (V_1, V_2), u_3 = (V_2, V_1), u_4 = (V_2, V_2)\},$$

the extended state space. Here the state (V_i, V_j) indicates a pair of consecutive states where V_i is the previous state and V_j is the present state. Then, in the large N limit, the substochastic transition matrix (excluding the very first step) is given by

$$P = (P_{ij})_{i,j=1}^4 = \begin{pmatrix} r_1 + p_1(1-r_1)x & p_1(1-r_1)(1-x) & 0 & 0 \\ 0 & 0 & r_2 + p_2(1-r_2)x & p_2(1-r_2)(1-x) \\ p_1(1-r_1)x & r_1 + p_1(1-r_1)(1-x) & 0 & 0 \\ 0 & 0 & p_2(1-r_2)x & r_2 + p_2(1-r_2)(1-x) \end{pmatrix},$$

where P_{ij} is the probability to move from u_i to u_j .

Let M_{ij} be N times the aggregate payoff to a type 2 player when the walk starts on V_i and is conditioned to move to V_j at the first step. (In particular, this ignores the q -value.) In other words, M_{ij} is N times the aggregate payoff to a type 2 player that results from a single initiated random walk that starts at V_i and moves to V_j at the first step. Define

$$m_{11} = 0, \quad m_{22} = \frac{b-c}{1-x}, \quad m_{12} = \frac{b}{1-x}, \quad m_{21} = -\frac{c}{1-x}.$$

In words, m_{ij} is N times the change in aggregate payoff to a type 2 player after the walk moves from V_i to V_j . Let

$$\mu_1 = xM_{11} + (1-x)M_{12}, \quad \mu_2 = xM_{21} + (1-x)M_{22}.$$

Then, in the large N limit, by the Markov property, we have

$$\begin{pmatrix} M_{11} \\ M_{12} \\ M_{21} \\ M_{22} \end{pmatrix} = \begin{pmatrix} m_{11} \\ m_{12} \\ m_{21} \\ m_{22} \end{pmatrix} + P \begin{pmatrix} M_{11} \\ M_{12} \\ M_{21} \\ M_{22} \end{pmatrix},$$

or equivalently,

$$M_{11} = m_{11} + r_1 M_{11} + p_1(1 - r_1)\mu_1, \quad (1)$$

$$M_{12} = m_{12} + r_2 M_{21} + p_2(1 - r_2)\mu_2, \quad (2)$$

$$M_{21} = m_{21} + r_1 M_{12} + p_1(1 - r_1)\mu_1, \quad (3)$$

$$M_{22} = m_{22} + r_2 M_{22} + p_2(1 - r_2)\mu_2. \quad (4)$$

Moreover,

$$\bar{f}_{21}(x) = xq_1\mu_1 + (1 - x)q_2\mu_2. \quad (5)$$

A.2.2 Solving the System

To compute $\bar{f}_{21}(x)$ we reduce the system (1) - (4) to the variables $\mu'_1 \equiv x\mu_1$ and $\mu'_2 \equiv (1 - x)\mu_2$ only. We start with the following identity.

Proposition 1 (Identity 1) *The following identity holds*

$$\mathcal{F}_1\mu'_1 + \mathcal{F}_2\mu'_2 = \mathcal{E}, \quad (6)$$

where $\mathcal{F}_1 = (1 - p_1)(1 - r_1)$, $\mathcal{F}_2 = (1 - p_2)(1 - r_2)$, and $\mathcal{E} = b - c$.

Proof: By (1) and (4), we have

$$(1 - r_1)M_{11} = m_{11} + p_1(1 - r_1)\mu_1, \quad (1 - r_2)M_{22} = m_{22} + p_2(1 - r_2)\mu_2.$$

By adding up (2) and (3), we also have

$$(1 - r_1)M_{12} + (1 - r_2)M_{21} = m_{12} + m_{21} + p_1(1 - r_1)\mu_1 + p_2(1 - r_2)\mu_2.$$

Plugging the previous equations into the definitions of μ_1 and μ_2 leads to

$$\begin{aligned} & x(1 - r_1)\mu_1 + (1 - x)(1 - r_2)\mu_2 \\ &= x^2(1 - r_1)M_{11} + x(1 - x)(1 - r_1)M_{12} + x(1 - x)(1 - r_2)M_{21} + (1 - x)^2(1 - r_2)M_{22} \\ &= [xb - xc + (1 - x)(b - c)] + xp_1(1 - r_1)\mu_1 + (1 - x)p_2(1 - r_2)\mu_2. \end{aligned}$$

It is easy to check that the term in square brackets is $b - c$. Therefore,

$$\begin{aligned} b - c &= [x(1 - r_1)\mu_1 + (1 - x)(1 - r_2)\mu_2] - [xp_1(1 - r_1)\mu_1 + (1 - x)p_2(1 - r_2)\mu_2] \\ &= x(1 - p_1)(1 - r_1)\mu_1 + (1 - x)(1 - p_2)(1 - r_2)\mu_2. \end{aligned}$$

This concludes the proof.

■

A second equation is given in the next proposition.

Proposition 2 (Identity 2) *The following identity holds*

$$\mathcal{D}_1\mu'_1 - \mathcal{D}_2\mu'_2 = \mathcal{C}, \quad (7)$$

where

$$\mathcal{D}_1 = (1 - r_2) \{(1 - r_1)(1 + r_1) + p_1(1 - r_1)[(1 - x)(1 - r_1) - x(1 + r_1)]\},$$

$$\mathcal{D}_2 = (1 - r_1) \{(1 - r_2)(1 + r_2) + p_2(1 - r_2)[x(1 - r_2) - (1 - x)(1 + r_2)]\},$$

and

$$\mathcal{C} = x(1 - r_1)(1 - r_2)(b + c) - (1 - x)(1 - r_1)(1 + r_2)(b - c).$$

Proof: Let

$$\mathcal{A} = \left(\frac{x}{1 - x} \right) \frac{1 + r_1}{1 - r_1}, \quad \mathcal{B} = \left(\frac{1 - x}{x} \right) \frac{1 + r_2}{1 - r_2}.$$

Adding up equations (2) and \mathcal{A} times (1) and then subtracting equations (3) and \mathcal{B} times (4), one gets

$$\begin{aligned} \left[\frac{1 + r_1}{1 - x} + p_1(1 - r_1)(1 - \mathcal{A}) \right] \mu_1 - \left[\frac{1 + r_2}{x} + p_2(1 - r_2)(1 - \mathcal{B}) \right] \mu_2 \\ = m_{12} - m_{21} + \mathcal{A}m_{11} - \mathcal{B}m_{22}. \end{aligned}$$

Note that

$$\begin{aligned} x(1 - x)(1 - r_1)(1 - r_2) [m_{12} - m_{21} + \mathcal{A}m_{11} - \mathcal{B}m_{22}] \\ = (1 - r_1)(1 - r_2)x(1 - x)[m_{12} - m_{21}] + (1 - r_2)(1 + r_1)x^2m_{11} \\ - (1 - r_1)(1 + r_2)(1 - x)^2m_{22} \\ = \mathcal{C}. \end{aligned}$$

Also, it follows immediately that

$$x(1 - x)(1 - r_1)(1 - r_2) \left[\frac{1 + r_1}{1 - x} + p_1(1 - r_1)(1 - \mathcal{A}) \right] = x\mathcal{D}_1,$$

and

$$x(1 - x)(1 - r_1)(1 - r_2) \left[\frac{1 + r_2}{x} + p_2(1 - r_2)(1 - \mathcal{B}) \right] = (1 - x)\mathcal{D}_2.$$

Replacing above yields the result.

■

Putting Propositions 1 and 2 together, we get the following.

Proposition 3 (Solution) *We have*

$$\mu'_1 = \frac{\mathcal{E}\mathcal{D}_2 + \mathcal{C}\mathcal{F}_2}{\mathcal{D}_1\mathcal{F}_2 + \mathcal{F}_1\mathcal{D}_2}, \quad \mu'_2 = \frac{\mathcal{E}\mathcal{D}_1 - \mathcal{C}\mathcal{F}_1}{\mathcal{D}_1\mathcal{F}_2 + \mathcal{F}_1\mathcal{D}_2}.$$

Moreover, let

$$\tilde{\mathcal{C}} = (1 - x)(1 - r_1)(1 - r_2)(b + c) - x(1 - r_2)(1 + r_1)(b - c).$$

Then

$$\bar{f}_{21}(x) = \frac{\mathcal{E}(q_1\mathcal{D}_2 + q_2\mathcal{D}_1) + \mathcal{C}(q_1\mathcal{F}_2 - q_2\mathcal{F}_1)}{\mathcal{D}_1\mathcal{F}_2 + \mathcal{F}_1\mathcal{D}_2}, \quad \bar{f}_{12}(x) = \frac{\mathcal{E}(q_1\mathcal{D}_2 + q_2\mathcal{D}_1) - \tilde{\mathcal{C}}(q_1\mathcal{F}_2 - q_2\mathcal{F}_1)}{\mathcal{D}_1\mathcal{F}_2 + \mathcal{F}_1\mathcal{D}_2}.$$

Proof: The expressions for μ'_1 and μ'_2 follow immediately from Propositions 1 and 2. Note that the operation

$$(p_1, q_1, r_1) \leftrightarrow (p_2, q_2, r_2) \quad x \leftrightarrow (1 - x),$$

acts as follows

$$\mathcal{D}_1 \leftrightarrow \mathcal{D}_2 \quad \mathcal{F}_1 \leftrightarrow \mathcal{F}_2 \quad \mathcal{E} \leftrightarrow \mathcal{E} \quad \mathcal{C} \leftrightarrow \tilde{\mathcal{C}}.$$

This gives $\bar{f}_{12}(x)$ from $\bar{f}_{21}(x)$.

■

A.2.3 Fitness Difference

Using Proposition 3, we derive an analytic expression for the payoff difference f .

Proposition 4 (Payoff Difference) *In the large N limit, the payoff difference is given by*

$$f(x) = \frac{\alpha\beta}{\gamma},$$

where α, β, γ are defined in Section A.1.2.

Proof: From Proposition 3, we get

$$f(x) = f_1(x) - f_2(x) = \bar{f}_{12}(x) - \bar{f}_{21}(x) = \frac{(-\tilde{\mathcal{C}} - \mathcal{C})(q_1\mathcal{F}_2 - q_2\mathcal{F}_1)}{\mathcal{D}_1\mathcal{F}_2 + \mathcal{F}_1\mathcal{D}_2}.$$

The denominator is a linear function of x . By the type 1 vs. type 2 symmetry, it suffices to compute the value at $x = 0$ where it is

$$\begin{aligned} & (1 - p_2)(1 - r_2)^2(1 - r_1)[1 + r_1 + p_1(1 - r_1)] + (1 - p_1)(1 - r_1)^2(1 + r_2)[1 - r_2 - p_2(1 - r_2)] \\ &= (1 - p_2)(1 - r_2)(1 - r_1)[(1 + [p_1(1 - r_1) + r_1])(1 - r_2) + (1 - p_1)(1 - r_1)(1 + r_2)] \\ &= 2(1 - p_2)(1 - r_2)(1 - r_1)(1 - r_2[p_1(1 - r_1) + r_1]). \end{aligned}$$

Therefore, for a general x , we have

$$\begin{aligned} \mathcal{D}_1\mathcal{F}_2 + \mathcal{D}_2\mathcal{F}_1 &= 2(1 - r_2)(1 - p_1)(1 - r_1)(1 - r_1[p_2(1 - r_2) + r_2])x \\ &\quad + 2(1 - r_1)(1 - p_2)(1 - r_2)(1 - r_2[p_1(1 - r_1) + r_1])(1 - x). \end{aligned}$$

Finally note that,

$$\begin{aligned} -\tilde{\mathcal{C}} - \mathcal{C} &= -(b + c)(1 - r_1)(1 - r_2) + (b - c)[x(1 + r_1)(1 - r_2) + (1 - x)(1 + r_2)(1 - r_1)] \\ &= 2(br_2 - c)(1 - r_1) - 2x(b - c)(r_2 - r_1) \end{aligned}$$

This concludes the proof.

■

A.2.4 Adaptive Dynamics

We derive the dynamical system for the adaptive dynamics which we obtain by differentiating the following function

$$W(x) = \bar{f}_{21}(x) - (b - c)s_1,$$

where the last term is the payoff in a population made only of type 1 players. Note that at $x = 1$, we have

$$\begin{aligned}\mathcal{E} &= b - c, \\ \mathcal{C} &= (b + c)(1 - r_1)(1 - r_2),\end{aligned}$$

and

$$\begin{aligned}q_1\mathcal{D}_2 + q_2\mathcal{D}_1 &= q_2(1 - r_2)(1 + r_1)(1 - p_1)(1 - r_1) + q_1(1 - r_1)(1 - r_2)(1 + [p_2(1 - r_2) + r_2]), \\ q_1\mathcal{F}_2 - q_2\mathcal{F}_1 &= q_1(1 - p_2)(1 - r_2) - q_2(1 - p_1)(1 - r_1), \\ \mathcal{D}_1\mathcal{F}_2 + \mathcal{D}_2\mathcal{F}_1 &= 2(1 - r_2)(1 - p_1)(1 - r_1)(1 - r_1[p_2(1 - r_2) + r_2]),\end{aligned}$$

where the expression on the last line follows from the proof of Proposition 4. A straightforward calculation gives

$$\bar{f}_{21}(1) = (b - [p_2(1 - r_2) + r_2]c) \frac{s_1(1 - r_1)}{1 - r_1[p_2(1 - r_2) + r_2]} + (br_1 - c) \frac{q_2}{1 - r_1[p_2(1 - r_2) + r_2]}.$$

Therefore, setting $(p_1, q_1, r_1) = (p, q, r)$, it follows easily that

$$\left. \frac{\partial W(1)}{\partial p_2} \right|_{(p_2, q_2, r_2) = (p, q, r)} = \frac{q(br - c)}{(1 - p)(1 - r[p(1 - r) + r])},$$

$$\left. \frac{\partial W(1)}{\partial q_2} \right|_{(p_2, q_2, r_2) = (p, q, r)} = \frac{br - c}{1 - r[p(1 - r) + r]},$$

and

$$\left. \frac{\partial W(1)}{\partial r_2} \right|_{(p_2, q_2, r_2) = (p, q, r)} = \frac{q(br - c)}{(1 - r)(1 - r[p(1 - r) + r])}.$$

Up to a speed factor, this system is identical to the one derived in the main text.

B Spatial Reciprocity

Here we derive the payoff functions for two adjacent infinite clusters on the line by summing up all possible random walks of upstream reciprocity.

B.1 Altruistic Random Walks

B.1.1 Social dynamics

We first recall our model for the social dynamics of upstream reciprocity. Imagine an infinite set of players arranged on a line. Each player is assigned a pair of probabilities, (p_v, q_v) , $\forall v \in V$, where $0 \leq p_v, q_v \leq 1$ have the following interpretation:

- p_v : probability to pass along a wave of generosity to a uniformly chosen neighbor, i.e. with probability $p_v/2$ the walk moves to the left and with probability $p_v/2$ the walk moves to the right (see below);
- q_v : probability to initiate a wave of generosity.

More precisely, the dynamics are defined as follows. Each player initiates a random walk. Walks initiated at different vertices are independent from each other. Consider the walk started at v . At the first step, the walk dies with probability $(1 - q_v)$. In particular, if $q_v = 0$, player v never initiates a walk. Then a uniform player is chosen among all neighbours of v , say w , i.e. with probability $1/2$, w is the left neighbour of v and with probability $1/2$, w is the right neighbour of v . The walk moves to w where it then dies with probability $1 - p_w$ or is passed along to a uniform neighbour of w with probability p_w , and so on. Every time the walk enters a player, it brings a profit of b to this player. Every time the walk exits a player (without dying), it costs c to the player. Let $N_{\text{in}}^{u \rightarrow v}$ be the number of times the walk started at u enters v . Likewise, $N_{\text{out}}^{u \rightarrow v}$ is the number of times the walk started at u exits v . The payoff to player v is then

$$f_v = b \sum_{u \in V} \mathbb{E}[N_{\text{in}}^{u \rightarrow v}] - c \sum_{u \in V} \mathbb{E}[N_{\text{out}}^{u \rightarrow v}].$$

B.1.2 Payoff

Let $R^{u \rightarrow v}$ be the probability that the walk started at u reaches v after time 0. In particular, $R^{v \rightarrow v}$ is the probability of return to v . The following proposition gives a characterization of the payoff in terms of return probabilities. For this, it is useful to consider the model where $\pi_u = (p_u, q_u)$ is replaced with $\tilde{\pi}_u = (p_u, p_u)$ for all $u \in V$. We denote with a $\tilde{}$ the corresponding quantities.

Proposition 5 *Let*

$$K_v = \frac{S_v}{1 - \tilde{R}^{v \rightarrow v}},$$

where

$$S_v = \sum_{u \in V} R^{u \rightarrow v}.$$

Then, the payoff to v is

$$f_v = b(K_v) - c(q_v + p_v K_v). \quad (8)$$

Proof: By the strong Markov property,

$$\mathbb{E}[N_{\text{in}}^{u \rightarrow v}] = R^{u \rightarrow v} [1 + \mathbb{E}[\tilde{N}_{\text{in}}^{v \rightarrow v}]],$$

where

$$\mathbb{E}[\tilde{N}_{\text{in}}^{v \rightarrow v}] = \tilde{R}^{v \rightarrow v} [1 + \mathbb{E}[\tilde{N}_{\text{in}}^{v \rightarrow v}]],$$

which solves for

$$\mathbb{E}[\tilde{N}_{\text{in}}^{v \rightarrow v}] = \frac{\tilde{R}^{v \rightarrow v}}{1 - \tilde{R}^{v \rightarrow v}}.$$

So,

$$\sum_{u \in V} \mathbb{E}[N_{\text{in}}^{u \rightarrow v}] = \left(\frac{1}{1 - \tilde{R}^{v \rightarrow v}} \right) \sum_{u \in V} R^{u \rightarrow v}.$$

Likewise, for $u \neq v$,

$$\mathbb{E}[N_{\text{out}}^{u \rightarrow v}] = R^{u \rightarrow v} \mathbb{E}[\tilde{N}_{\text{out}}^{v \rightarrow v}],$$

and, for $u = v$,

$$\mathbb{E}[N_{\text{out}}^{v \rightarrow v}] = q_v + R^{v \rightarrow v} \mathbb{E}[\tilde{N}_{\text{out}}^{v \rightarrow v}],$$

where

$$\mathbb{E}[\tilde{N}_{\text{out}}^{v \rightarrow v}] = p_v + \tilde{R}^{v \rightarrow v} \mathbb{E}[\tilde{N}_{\text{out}}^{v \rightarrow v}],$$

which solves for

$$\mathbb{E}[\tilde{N}_{\text{in}}^{v \rightarrow v}] = \frac{p_v}{1 - \tilde{R}^{v \rightarrow v}}.$$

So,

$$\sum_{u \in V} \mathbb{E}[N_{\text{out}}^{u \rightarrow v}] = q_v + p_v \left(\frac{1}{1 - \tilde{R}^{v \rightarrow v}} \right) \sum_{u \in V} R^{u \rightarrow v}.$$

■

B.1.3 Evolutionary Dynamics.

Assume that there are two classes of players C_0, C_1 . Let $0 \leq p_0, p_1, q_0, q_1 \leq 1$. Players $v \in \{0, -1, -2, \dots\}$ have $\pi_v = \pi_0 \equiv (p_0, q_0)$ and players $v \in \{1, 2, \dots\}$ have $\pi_v = \pi_1 \equiv (p_1, q_1)$. We consider the following evolutionary dynamics. At each time step, one of the two players at the $C_0 - C_1$ boundary is chosen at random and replaced with one of its neighbours according to their fitness in the limit of weak selection. It is clear that, as time goes by, the configuration remains the same up to a translation and we only need to determine which side is more likely to invade the other side in the initial state. In the weak selection case, that is when the fitness is of the form $1 + \rho f_i$ for some small $\rho > 0$, it is easy to show that, at the first order in ρ , C_1 is more likely to invade C_0 in the imitation process if and only if

$$f_{-1} + 3f_0 < 3f_1 + f_2,$$

where the condition refers to the initial setup.

Let

$$f(p) = \frac{8 + 2p + 8\sqrt{1 - p^2}}{3 + 4p + \sqrt{1 - p^2}},$$

and

$$g(p) = \frac{p}{1 + 2p} \frac{3 + 3p + \sqrt{1 - p^2}}{1 + p - \sqrt{1 - p^2}}.$$

We show the following:

- **Generous Cooperators vs. Classical Defectors.** This is the case $(p_0, q_0) = (0, 0)$ and $(p_1, q_1) = (p, 1)$ for $p > 0$. Generous cooperators are favored if

$$\frac{b}{c} > f(p).$$

- **Generous Cooperators vs. Classical Cooperators.** This is the case $(p_0, q_0) = (0, 1)$ and $(p_1, q_1) = (p, 1)$ for $p > 0$. Generous cooperators are favored if

$$\frac{b}{c} > f(p).$$

Note that this turns out to be the same criterion as in the first case.

- **Generous Cooperators vs. Passers-On.** This is the case $(p_0, q_0) = (p, 0)$ and $(p_1, q_1) = (p, 1)$ for $p > 0$. Generous cooperators are favored if

$$\frac{b}{c} > g(p).$$

B.2 Technical Proofs

By symmetry, $3f_1 + f_2$ is the same as $f_{-1} + 3f_0$ with (p_0, q_0) and (p_1, q_1) interchanged. Therefore, we only need to compute f_1 and f_2 . By Proposition 5, it suffices to compute $R^{u \rightarrow 1}$, $R^{u \rightarrow 2}$, $\tilde{R}^{1 \rightarrow 1}$ and $\tilde{R}^{2 \rightarrow 2}$ for all $u \in V$. The following quantities will be useful to compute return probabilities. Let A_1 (resp. A_0) be the probability that the walk started at 1 (resp. 0) reaches 0 (resp. 1) before dying, with the corresponding \sim quantity \tilde{A}_1 (resp. \tilde{A}_0). Also, let B_1 (resp. B_0) be the probability that the walk started at 1 (resp. 0) reaches 2 (resp. -1) before dying, with the corresponding \sim quantity \tilde{B}_1 (resp. \tilde{B}_0). Let

$$H_1 = 1 + \sqrt{1 - p_1^2},$$

with a similar expression for H_0 .

B.2.1 General Results

We have the following.

Proposition 6 *Under the above setup, we have*

$$\tilde{A}_1 = \frac{p_1}{H_1} \quad A_1 = \frac{q_1}{H_1} \quad \tilde{B}_1 = \frac{H_0 p_1}{2H_0 + p_0 p_1} \quad B_1 = \frac{H_0 q_1}{2H_0 + p_0 p_1}.$$

Similar expressions hold for \tilde{A}_0 , A_0 , \tilde{B}_0 , and B_0 .

Proof: By the strong Markov property, it follows that

$$\tilde{A}_1 = \frac{p_1}{2} + \frac{p_1}{2} \tilde{A}_1^2,$$

which solves for

$$\tilde{A}_1 = \frac{1 - \sqrt{1 - p_1^2}}{p_1} = \frac{p_1}{1 + \sqrt{1 - p_1^2}},$$

(the right expression applies to $p_1 = 0$ as well). Therefore,

$$A_1 = \frac{q_1}{p_1} \tilde{A}_1 = \frac{q_1}{1 + \sqrt{1 - p_1^2}},$$

(the right expression applies to $p_1 = 0$ as well). Similar expressions hold for A_0 and \tilde{A}_0 . By the strong Markov property again, we have

$$\tilde{B}_1 = \frac{p_1}{2} + \frac{p_1}{2} \tilde{A}_0 \tilde{B}_1,$$

or

$$\tilde{B}_1 = \frac{p_1}{2 - p_1 \tilde{A}_0} = \frac{(1 + \sqrt{1 - p_0^2}) p_1}{2(1 + \sqrt{1 - p_0^2}) + p_0 p_1}.$$

Also,

$$B_1 = \frac{q_1}{p_1} \tilde{B}_1 = \frac{q_1}{2 - p_1 \tilde{A}_0} = \frac{(1 + \sqrt{1 - p_0^2}) q_1}{2(1 + \sqrt{1 - p_0^2}) + p_0 p_1},$$

(the right expression applies to $p_1 = 0$ as well). Similar expressions hold for B_0 and \tilde{B}_0 .

■

We now tackle the return probabilities. Let

$$F_0 = \frac{A_0}{1 - \tilde{A}_0} = \frac{q_0}{H_0 - p_0},$$

if $q_0 > 0$ (including the case $p_0 = 1$), and $F_0 = 0$ otherwise. Define F_1 similarly. Also, let

$$G_0 = \frac{A_0 \tilde{B}_1}{1 - \tilde{A}_0} = \frac{q_0 p_1 H_0}{(H_0 - p_0)(2H_0 + p_0 p_1)},$$

if $q_0 > 0$ and $p_1 > 0$ (including the case $p_0 = 1$), and $G_0 = 0$ otherwise. Define G_1 similarly.

Proposition 7 *Under the setup above, we have*

$$\begin{aligned} \tilde{R}^{1 \rightarrow 1} &= \frac{p_1}{2} (\tilde{A}_0 + \tilde{A}_1) & \tilde{R}^{2 \rightarrow 2} &= \frac{p_1}{2} (\tilde{A}_1 + \tilde{B}_1) \\ S_1 &= \frac{q_1}{2} (\tilde{A}_0 + \tilde{A}_1) + F_0 + F_1 & S_2 &= B_1 + \frac{q_1}{2} (\tilde{B}_1 + \tilde{A}_1) + G_0 + F_1. \end{aligned}$$

Similar expressions hold for $\tilde{R}^{0 \rightarrow 0}$, $\tilde{R}^{-1 \rightarrow -1}$, $\sum_{u \in V} R^{u \rightarrow 0}$, and $\sum_{u \in V} R^{u \rightarrow -1}$.

Proof: Note first that by the Markov property,

$$\tilde{R}^{1 \rightarrow 1} = \frac{p_1}{2} \tilde{A}_0 + \frac{p_1}{2} \tilde{A}_1 \quad \tilde{R}^{2 \rightarrow 2} = \frac{p_1}{2} \tilde{A}_1 + \frac{p_1}{2} \tilde{B}_1.$$

We have

$$R^{u \rightarrow 1} = \begin{cases} A_1 (\tilde{A}_1)^{u-2} & \text{if } u > 1 \\ \frac{q_1}{2} (\tilde{A}_0 + \tilde{A}_1) & \text{if } u = 1 \\ A_0 (\tilde{A}_0)^{-u} & \text{if } u < 1 \end{cases}$$

Note that

$$\sum_{u > 1} (\tilde{A}_1)^{u-2} = \frac{1}{1 - \tilde{A}_1} \quad \sum_{u < 1} (\tilde{A}_0)^{-u} = \frac{1}{1 - \tilde{A}_0}.$$

Therefore,

$$\sum_{u \in \mathbb{Z}} R^{u \rightarrow 1} = \frac{q_1}{2} (\tilde{A}_0 + \tilde{A}_1) + F_0 + F_1.$$

Similarly, we have

$$R^{u \rightarrow 2} = \begin{cases} A_1 (\tilde{A}_1)^{u-3} & \text{if } u > 2 \\ \frac{q_1}{2} (\tilde{B}_1 + \tilde{A}_1) & \text{if } u = 2 \\ B_1 & \text{if } u = 1 \\ A_0 (\tilde{A}_0)^{-u} \tilde{B}_1 & \text{if } u < 1 \end{cases}$$

Therefore,

$$\sum_{u \in \mathbb{Z}} R^{u \rightarrow 2} = B_1 + \frac{q_1}{2} (\tilde{B}_1 + \tilde{A}_1) + G_0 + F_1.$$

■

B.2.2 Special Cases

The evolutionary dynamics results mentioned above can be obtained by plugging the values of p_0, q_0, p_1, q_1 in the formulas above. The calculations are straightforward, and we omit the details.

References

- [1] Feller, William, An introduction to probability theory and its applications, John Wiley, 1961.